

# Contents

<b>Introduction</b>	<b>iii</b>	<b>だい5か はじめまして！</b>	<b>56</b>
<b>だい1か <sup>ながさき</sup>長崎はどこに ありますか</b>	<b>1</b>	Summary	56
Summary	1	たんご template	57
たんご template	2	Suggested sequencing of resources	58
Suggested sequencing of resources	3	Supplementary activities	59
Supplementary activities	4	Workbook Audio Scripts	65
Workbook Audio Scripts	10	Answers	66
Answers	11	TRAK Audio Scripts	68
TRAK Audio Scripts	12	Answers	69
Answers	13	<b>だい6か いっしょに 行きましょうか</b>	<b>71</b>
<b>だい2か <sup>ながさき</sup>長崎はどんなまち？</b>	<b>14</b>	Summary	71
Summary	14	たんご template	72
たんご template	15	Suggested sequencing of resources	73
Suggested sequencing of resources	16	Supplementary activities	74
Supplementary activities	17	Workbook Audio Scripts	80
Workbook Audio Scripts	23	Answers	81
Answers	24	TRAK Audio Scripts	83
TRAK Audio Scripts	26	Answers	84
Answers	27	<b>だい7か あけましておめでとう ございます</b>	<b>85</b>
<b>だい3か ホストのかぞく</b>	<b>28</b>	Summary	85
Summary	28	たんご template	86
たんご template	29	Suggested sequencing of resources	87
Suggested sequencing of resources	30	Supplementary activities	88
Supplementary activities	31	Workbook Audio Scripts	96
Workbook Audio Scripts	37	Answers	96
Answers	38	TRAK Audio Scripts	98
TRAK Audio Scripts	40	Answers	99
Answers	40	<b>だい8か さようなら</b>	<b>100</b>
<b>だい4か もうすぐ日本！</b>	<b>42</b>	Summary	100
Summary	42	たんご template	101
たんご template	43	Suggested sequencing of resources	102
Suggested sequencing of resources	44	Supplementary activities	103
Supplementary activities	45	Workbook Audio Scripts	109
Workbook Audio Scripts	51	Answers	109
Answers	52	TRAK Audio Scripts	111
TRAK Audio Scripts	54	Answers	111
Answers	54		

**sample pages  
only**

# Introduction

Welcome to *Hai! 5/6 マイホームステイ!*, the final stage in the *Hai!* series. As with all *Hai! Teacher's Resource and Assessment Kits (TRAKs)*, this *TRAK* provides a range of supplementary activities which can be used for reinforcement, extension or assessment.

In *Hai! 5/6 マイホームステイ!*, the key strengths of the *Hai!* series have been retained, and we've also included some exciting, new approaches to cleverly introduce language and culture. For *Hai! 5/6 マイホームステイ!*, the theme of homestay in Japan is explored. Students will enjoy meeting exchange students Anna and Tom as they prepare for and experience life in Nagasaki. Catering to a range of student abilities and learning styles, the topics have been selected to maximise student interest and motivation. Images of Japan are prominent and are carefully integrated with the text.


One of the new features in *Hai! 5/6* is a *Student Audio CD* included at the back of the *Workbook*. This CD contains key listening material from the *Coursebook* featuring manga, reading passages and three unforgettable *Hai!* songs plus their karaoke versions, including a new version of the ever-popular *Hai!* theme song.


The *Hai!* approach to script may or may not be familiar to you – in any case, we'll mention it again: script is always presented in the context of the wider language-learning experience so that it can be continually reinforced. In *Hai! 5/6 マイホームステイ!*, we have continued this approach to introduce katakana. 27 new kanji are also included, bringing the total number of kanji for *Hai! 1–6* to 70.


In the *Coursebook* and *Workbook* there are vocabulary lists including katakana. As students consolidate katakana, the activities in the *Workbook* encourage them to deduce English meanings of katakana words without support from the vocabulary list. The katakana items in the English-Japanese section of the *Workbook* vocabulary list have been chosen to support creative writing activities.


Now let's have a closer look at what is in this *TRAK*. As with previous *Hai! TRAKs*, you will find a Summary at the beginning of each chapter. Here, we have listed key script, language and outcomes. We have also included a handy reference of the text types used in the *Coursebook*, *Workbook* and this *TRAK*. A chapter vocabulary list is also given. This can be used as a quiz or preparation for a test or revision. Next is the suggested sequencing grid for the chapter. This grid is a guide to help you plan your lessons and to show you how each of the components can be integrated. Following are the supplementary activities containing a variety of text types and providing practice using a combination of skills. You will also find the listening transcripts for the listening activities and solutions for all the activities from the *Workbook* and this *TRAK*.

## Here are the icons used for the supplementary activities:

 indicates an activity where the focus is on listening. Each activity is recorded on the *Hai! 5/6 TRAK Audio CD*.

 indicates an activity where the focus is on reading

 indicates an activity where the focus is on writing

 indicates an activity where the focus is on speaking

There is also a range of activities focusing specifically on katakana or kanji reading and writing.

## Summary

### Topics

Host family introductions  
Describing people  
Nagasaki

### Katakana

An introduction to katakana  
ア、ス、タ、ト、ナ、ハ、ム、ン  
てんてん and まる characters

### Kanji

口、目、耳、手、田

### Language

～はどこにあります／いますか。  
～は～にあります／います。  
～は～の～にあります／います。  
～の～に～があります／います。  
どんな人ですか。  
Body part が adjective です。

### Outcomes

Students will be able to:

- ask and say where something is
- ask and say what is in a particular place
- ask and say where a person or animal is
- describe themselves, their family and friends
- recognise, read and write eight new katakana
- recognise, read and write five new kanji

Students will know:

- the main uses for katakana
- the rules for てんてん and まる katakana characters
- about the city of Nagasaki
- about Tom's and Anna's host families

### Text Types

Coursebook	Workbook	This TRAK
map dialogue magazine advertisement caption role-play Internet site email	map conversation survey puzzle profile card web page email crossword	text message puzzle name tag

sample pages  
only

なまえ:

くみ:

Location words

うしろ \_\_\_\_\_

まえ \_\_\_\_\_

うえ \_\_\_\_\_

した \_\_\_\_\_

となり \_\_\_\_\_

そば \_\_\_\_\_

Place words

a pa a to  
アパート \_\_\_\_\_

いなか \_\_\_\_\_

えき \_\_\_\_\_

こうえん \_\_\_\_\_

su u pa a  
スーパー \_\_\_\_\_

de pa a to  
デパート \_\_\_\_\_

ba su  
バスてい \_\_\_\_\_

みせ \_\_\_\_\_

Body parts

あし \_\_\_\_\_

かみ \_\_\_\_\_

目 \_\_\_\_\_

耳 \_\_\_\_\_

口 \_\_\_\_\_

はな \_\_\_\_\_

手 \_\_\_\_\_

Adjectives to describe appearance

かっこいい \_\_\_\_\_

せがたかい \_\_\_\_\_

せがひくい \_\_\_\_\_

ながい \_\_\_\_\_

みじかい \_\_\_\_\_

ha n sa mu  
ハンサム (な) \_\_\_\_\_

~くん \_\_\_\_\_

sample pages  
only

## Suggested sequencing of resources

Coursebook		Workbook		This TRAK	
Front cover	Illustration of festival	p 10	Task S	p 3	Culture quiz
p v	Introduction				Web page hotlinks
pp 10–11	Welcome to Nagasaki				
pp 1–2	Asking and saying where something is (CD 1 track 3)	p 1	Task A		
p 3	しましろう 1				
pp 1–2	Being more exact about where something is Saying what is in a particular place (CD 1 track 3)	p 1 p 2 p 3	Task B Task C Task E (CD 1 track 8)		
pp 1–2	Asking and saying where a person or animal is (CD 1 track 3)	p2 p3	Task D (CD 1 track 7) Tasks F, G	p 4 p 5	A 耳 (CD track 2) A 目, B 目
p 3	しましろう 2				
p 4	カタカナ しましろう				
p 5	カタカナ しましろう	pp 4–5	Tasks H–K	p 7	Aカタカナ Bカタカナ
p 6	Asking about and describing people (CD 1 track 4)	p 7 p 8	Task N (CD 1 track 9) Task O, Task P (CD 1 track 10)	p 4 p 9	B 耳 (CD track 3) A □
p 7	しましろう				
p 7	かんじ しましろう	p 6 p 7 p 9	Task L Task M Tasks Q, R	p 8	A–C かんじ
p 8	目のたいそう CD 1 track 5	p 10	Tasks T, U	p 6	A 手
p 9	□のたいそう				
p 12	目のたいそう CD 1 track 6	p 11	Task V		
		p 12	クイズ		

### Notes

You might like to stage a culture quiz to 'test' the information from the Nagasaki web page on pages 10 and 11 of the *Coursebook*.

You could also have your students research the information needed to prepare some English hyperlinks from that page. They could make a list of web pages containing further information on history, things to see and do, opening times and prices, and how to get to and around Nagasaki. The *Hai!* hotlinks webpage has several Nagasaki links to get them started. Follow the link at:

<http://www.hi.com.au/hai/student.htm>

sample pages  
only

**sample pages  
only**

**sample pages  
only**

**sample pages  
only**

**sample pages  
only**